

MONACO COMPONENTS, INC.

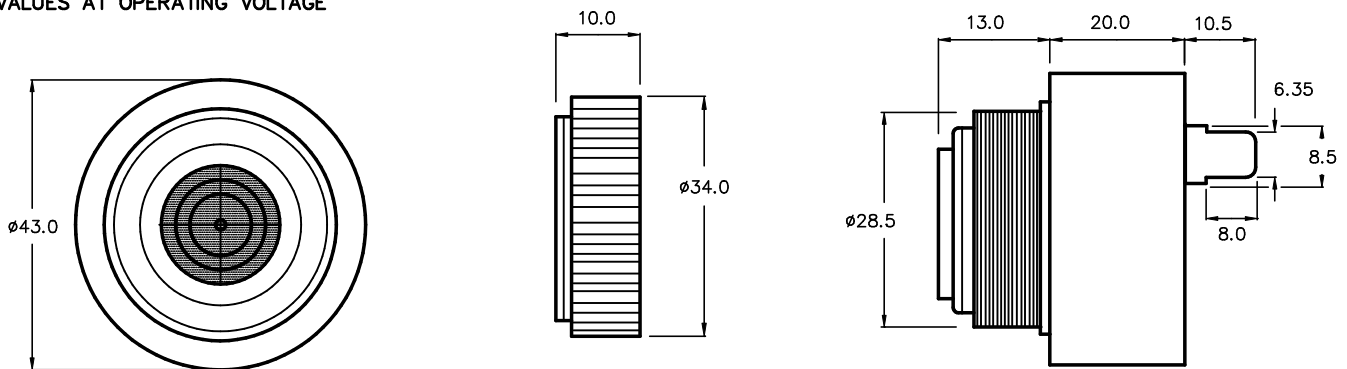
BUILT-IN DRIVE STYLE PANEL MOUNTING

**1000
series**

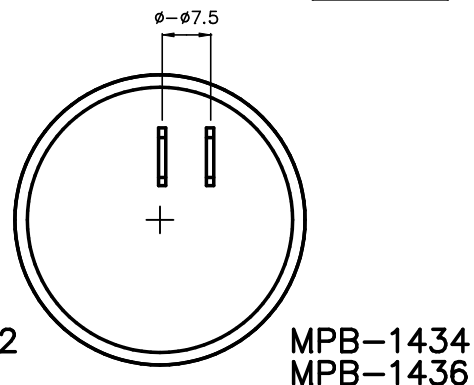
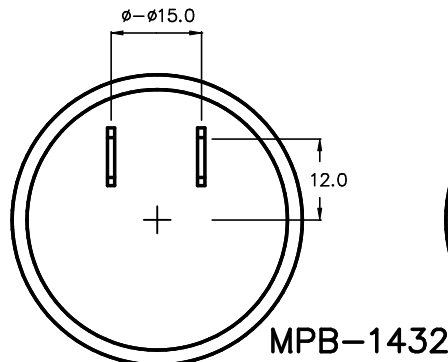
- Operated by either AC voltage or DC voltage without polarization.
- Three different tones available.
- Fits 28.57mm (1.125") opening in panels up to 6.35mm (0.25") thick.
- Supplied with 6.35mm (0.25") quick disconnect tabs.

MODEL	MPB-1432	MPB-1434	MPB-1436
FREQUENCY *	2900 Hz \pm 500 Hz		
DRIVING CIRCUIT	BUILT IN		
OPERATING VOLTAGE	30-120 AC/DC NONPOLAR		
RATED VOLTAGE	N/A		
SOUND PRESSURE *	70-85 dB MIN. @ 60 cm		
CURRENT CONSUMPTION *	4-18 mA MAX.		
tone	CONTINUOUS	FAST PULSE	SLOW PULSE
CONNECTION STYLE	PANEL MOUNT		
OPERATING TEMPERATURE	-20° to +60° C		

* VALUES AT OPERATING VOLTAGE



PULSE RATE
Fast Pulse: 3.5 \pm 20% Hz
Slow Pulse: 1.2 \pm 20% Hz



ALL DIMENSIONS IN mm

SPECIFICATIONS SUBJECT TO CHANGE WITHOUT NOTIFICATION / MODELS SHOWN SUBJECT TO LIMITED WARRANTY

SALES OFFICE (516)-767-6644

CORPORATE OFFICE

P.O. Box 575, Scotch Plains, NJ. 07076

Phone: (908)-322-2977 Fax: (908)-322-2358

E-mail: info@monacocomponents.com

www.monacocomponents.com