

# MONACO COMPONENTS, INC.

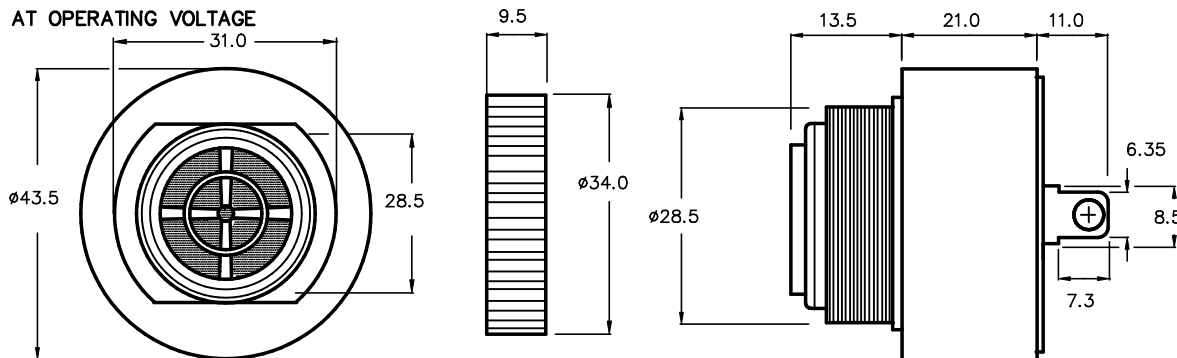
## BUILT-IN DRIVE STYLE PANEL MOUNTING

**1000  
series**

- Fits 28.57mm (1.125") opening in panels up to 6.35mm (0.25") thick.
- Three different tones and combinations available.
- Supplied with Philips head screws.

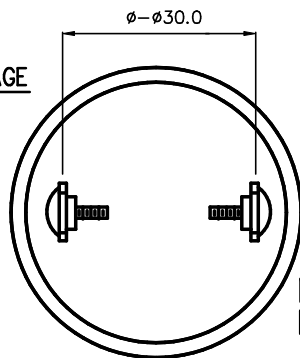
MODEL	MPF-1454	MPF-1456	MPF-1458	MPF-1460	MPF-1462	MPF-1464	MPF-1466	MPF-1468
FREQUENCY *	2900 HZ ± 500 Hz							
DRIVING CIRCUIT	BUILT IN							
OPERATING VOLTAGE	1 - 16 V	4 - 16 V			1 - 28 V	4 - 28 V		
RATED VOLTAGE	12 V				24 V			
SOUND PRESSURE *	100 dBA MIN. @ 30 cm	90 dBA MIN. @ 30 cm		95/90 dBA MIN. @ 30 cm	95 dBA MIN. @ 30 cm	80 dBA MIN. @ 30 cm		85/80 dBA MIN. @ 30 cm
CURRENT CONSUMPTION *	30 mA MAX.	20 mA MAX.		25/20 mA MAX.	15 mA MAX.	22 mA MAX.		30/20 mA MAX.
tone	CONTINUOUS	NORMAL PULSE	FAST PULSE	DUAL	CONTINUOUS	NORMAL PULSE	FAST PULSE	DUAL
CONNECTION STYLE	PANEL MOUNT WITH SCREW TABS							
OPERATING TEMPERATURE	-20° to +60° C							

\* VALUES AT OPERATING VOLTAGE

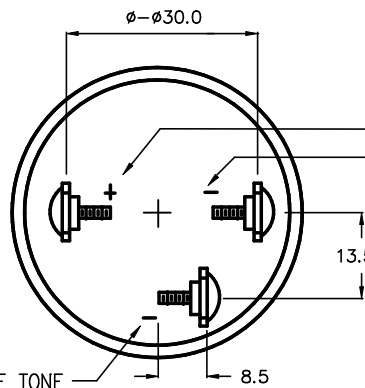


PULSE RATE @ RATED VOLTAGE

Normal Pulse: 0.8 - 1.2 Hz  
Fast Pulse: 4 - 6 Hz



MPF-1454  
MPF-1462



COMMON  
SINGLE TONE

MPF-1456  
MPF-1458  
MPF-1460  
MPF-1464  
MPF-1466  
MPF-1468

ALL DIMENSIONS IN mm

SPECIFICATIONS SUBJECT TO CHANGE WITHOUT NOTIFICATION / MODELS SHOWN SUBJECT TO LIMITED WARRANTY

**SALES OFFICE (516)-767-6644**

CORPORATE OFFICE

P.O. Box 575, Scotch Plains, NJ. 07076

Phone: (908)-322-2977 Fax: (908)-322-2358

E-mail: [info@monacocomponents.com](mailto:info@monacocomponents.com)

[www.monacocomponents.com](http://www.monacocomponents.com)